


FORESCENE Workshop, 23. – 24. Oct. 2006 Vienna

ECOPROFIT[®] by preventive environmental management

The ECOPROFIT[®] project




Mag. Karin Tschiggerl
STENUM GmbH, Austria



STENUM Environmental Consulting and Research Company

**Our core competence:
Cleaner Production for
companies**

- **Technical Management**
- **Process optimisation**
- **Energy management and -efficiency**
- **Water consumption**
- **Efficient use of raw materials**



Graz, AUSTRIA
www.stenum.at

➤ **Organisational consulting - anchoring the Cleaner Production idea in companies**

➤ **Waste logistics and waste management**

➤ **From CP to Environmental management systems (ISO 14001, EMAS)**

➤ **Supply Chain Management**



Cleaner Production/ECOPROFIT® is.....

a preventive strategy to minimize the impact of production and products on the environment:

- **good housekeeping with materials and energy**
- **substitution of raw and auxiliary materials which may cause problems**
- **process modification**
- **modification of products**
- **continuous exchange of experiences (company visits) = learning model of ECOPROFIT®!**



ECOPROFIT® Graz since 1991

ECOPROFIT® Graz club since 1994

ECOPROFIT® Graz Tourism since 1999

CP - Projects

STENUM-worldwide (Sept. 2006)



➤ **Europe:** Austria, Czech Republic, Germany, Finland, Hungary, Ireland, Portugal, Slovak Republic, Slovenia, Spain, Ukraine

➤ **Asia:** China, India, Lebanon 



➤ **Latin America:** Brazil, Chile, Colombia, Costa Rica, Cuba, El Salvador, Guatemala, Nicaragua


➤ **Africa:** Ethiopia, Uganda, South Africa 

ECOPROFIT® for beginners

3 programme elements

- **COMMON WORKSHOPS** on environmentally issues for companies' representatives (cross-sectoral learning)
- **INDIVIDUAL CONSULTING:** special technical and administrative support in companies (2-5 days per company)
- **ECOPROFIT® AWARD PROCESS**

After the first year: **ECOPROFIT® club**





Examples for individual consulting



- technological transfer
- material flow analysis
- data inventory and analysis (input/output)
- new waste management system
- energy analysis/peak load measuring
- ecocontrolling/environmental indicators
- negotiations with suppliers/disposal companies
- process optimization and minimization options
- environmental review for the award

Structure of the ECOPROFIT[®] program for new companies

Workshops



C
o
n
s
u
l
t
i
n
g

b
y

t
h
e

t
e
a
m



ECOPROFIT® - Label




- **Environmental policy**
- **Legal compliance check**
- **Documentation of the environmental performance**
- **Environmental program for the next year**
- **Environmental report**

Company example:

Success stories

A. Heuberger eloxal, Austria aluminium anodizer, 20 employees

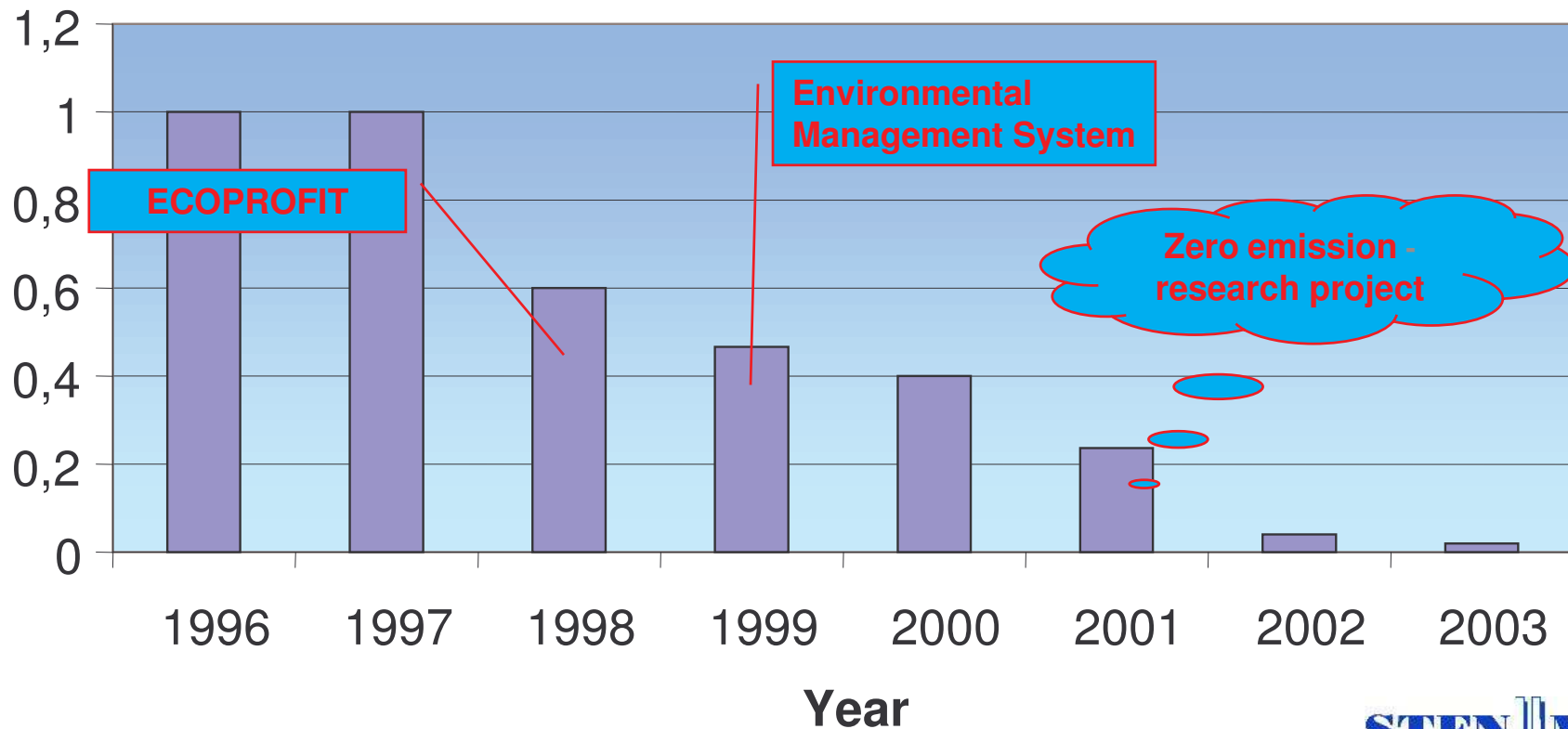
- **reduction of water consumption of 95%**
- **reduction of gas consumption of 50% (heating of the baths)**
- **reduction of chemical consumption of 20%**
- **packaging waste was reduced nearly completely**
- **teamwork, monetary bonus for groups, intensification of the internal communication**



Company example:

A.Heuberger eloxal, Austria

Specific water consumption per treated surface [m^3/m^2]



ECOPROFIT® CLUB:

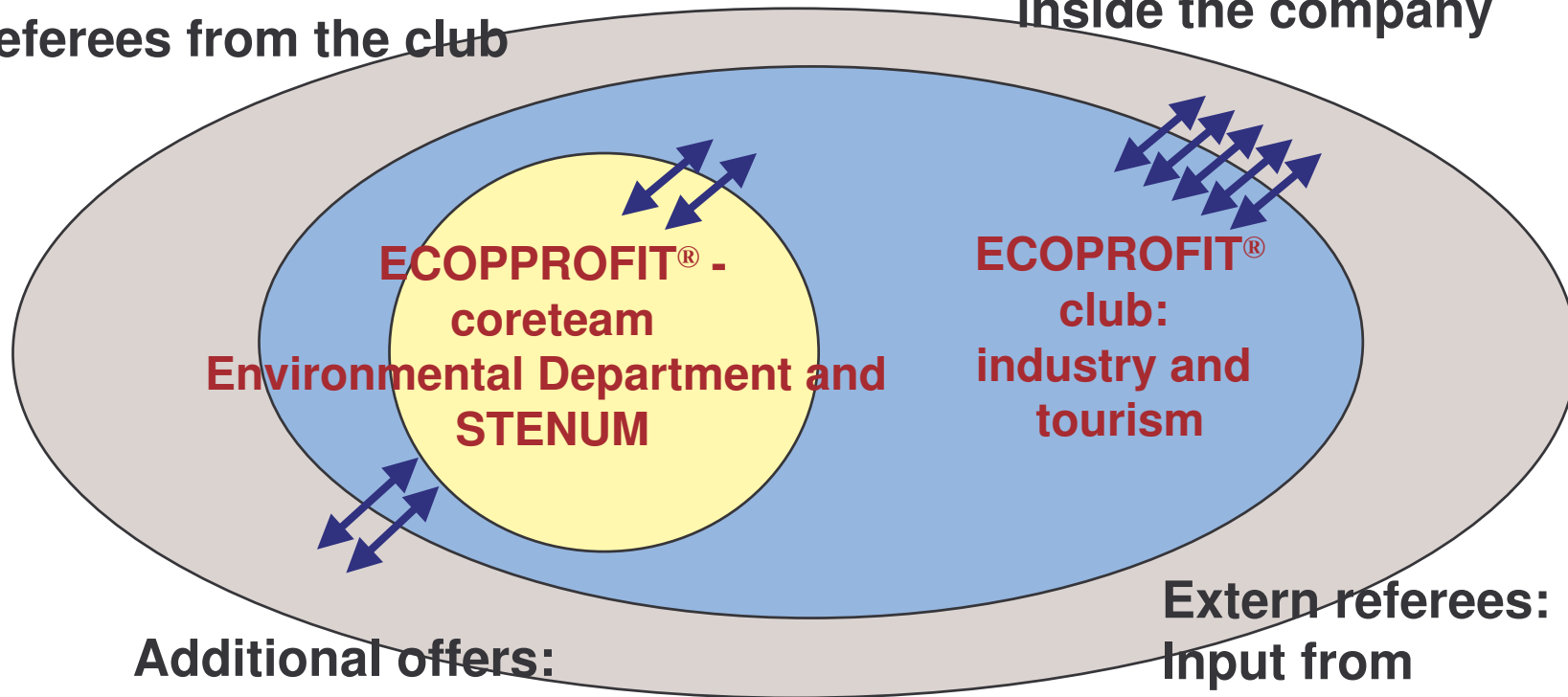
**Graz` active eco-network,
>60 companies, worldwide unique**

- **full-time workshops, working groups (4 dates à 3 – 4 hours), individual consulting and ECOPROFIT® - award**
- **detailed and innovative ecological issues, CP, sustainability and current trends in management**
- **platform of cooperation, further education, service and discussion for the ECOPROFIT® companies**
- **strong network of the firms through confidence among each other**

ECOPROFIT® club network

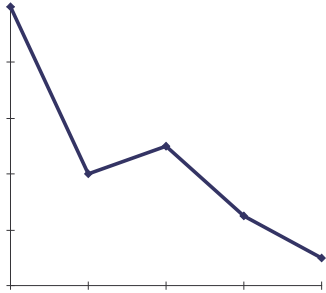
Club-consultants:
referees from the club

Learning from the best
inside the company



Additional offers:
working groups

Extern referees:
Input from
experts



ECOPROFIT® 1994-2005 WIN-WIN

Savings in some selected areas

| | |
|-----------------------|--------------------------------|
| Energy | 122.600 MWh |
| Water | 9,28 Mio. m³ |
| Fuels | 14,5 Mio. l |
| Residual waste | 403.150 t |

Overall cost-savings 1994 – 2005: > € 20 Mio!

Conclusions

What are the benefits?

- ✧ **Implementation of CP with the aim to reach a sustainable management**
- ✧ **ECOPROFIT: effective training model for companies**
- ✧ **Effective transfer of clean technologies**
- ✧ **Win-win solution for companies, suppliers, cities, regions, communities**
- ✧ **Motivation of the management by harvesting “low hanging fruits”**
- ✧ **Management system focussed on team work and continuous improvement**



**Thank you
for your attention!**

